

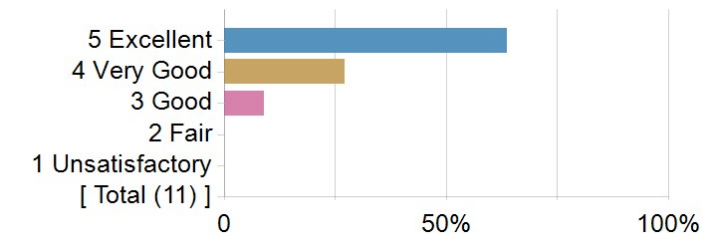
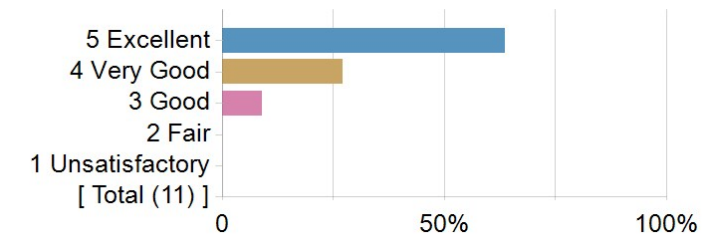
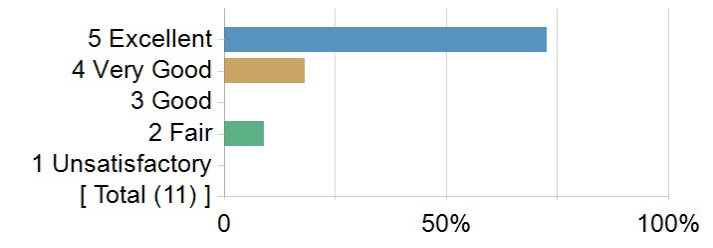
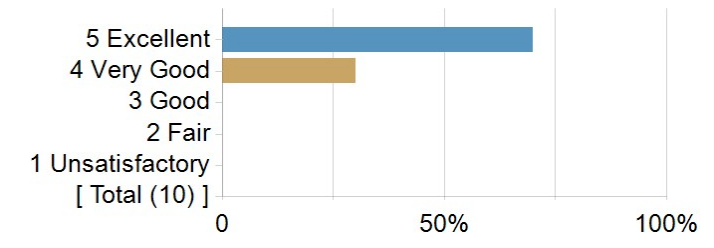
## Evaluation of Section Leaders

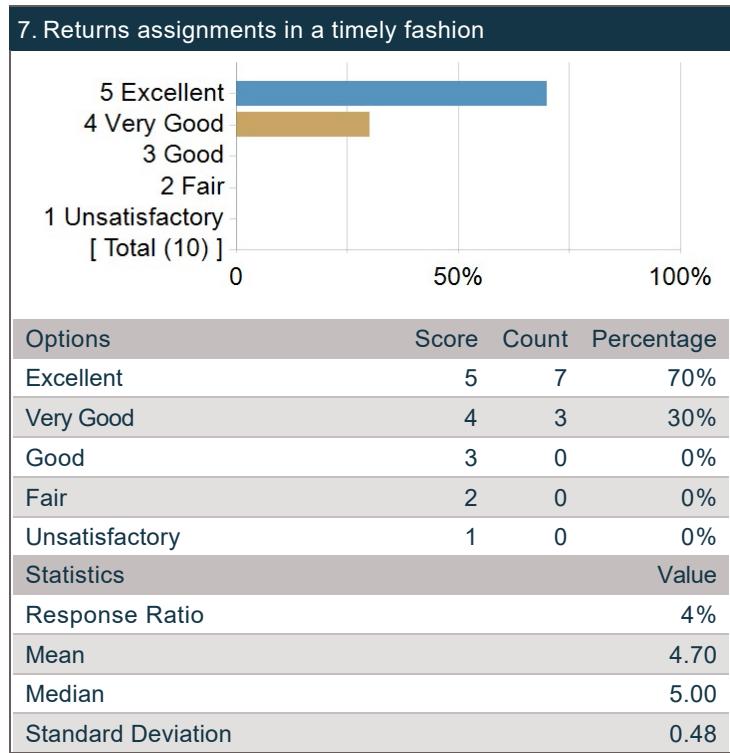
### Section Leader Questions

	Count	Excellent	Very Good	Good	Fair	Unsatisfactory	Instructor Mean	Dept Mean	Division Mean
Evaluate your Section Leader overall.	11	73%	27%	0%	0%	0%	4.73	4.65	4.63
Gives effective lectures or presentations, if applicable	11	55%	36%	9%	0%	0%	4.45	4.63	4.59
Facilitates discussion and encourages participation	11	64%	27%	9%	0%	0%	4.55	4.63	4.60
Is accessible outside of class (including after class, office hours, e-mail, etc.)	11	64%	27%	9%	0%	0%	4.55	4.65	4.65
Generates enthusiasm for the subject matter	11	73%	18%	0%	9%	0%	4.55	4.62	4.58
Gives useful feedback on assignments	10	70%	30%	0%	0%	0%	4.70	4.60	4.57
Returns assignments in a timely fashion	10	70%	30%	0%	0%	0%	4.70	4.60	4.59

### Section Leader

1. Evaluate your Section Leader overall.				2. Gives effective lectures or presentations, if applicable			
Options	Score	Count	Percentage	Options	Score	Count	Percentage
Excellent	5	8	73%	Excellent	5	6	55%
Very Good	4	3	27%	Very Good	4	4	36%
Good	3	0	0%	Good	3	1	9%
Fair	2	0	0%	Fair	2	0	0%
Unsatisfactory	1	0	0%	Unsatisfactory	1	0	0%
Statistics			Value	Statistics			Value
Response Ratio			5%	Response Ratio			5%
Mean			4.73	Mean			4.45
Median			5.00	Median			5.00
Standard Deviation			0.47	Standard Deviation			0.69

3. Facilitates discussion and encourages participation				4. Is accessible outside of class (including after class, office hours, e-mail, etc.)			
							
Options	Score	Count	Percentage	Options	Score	Count	Percentage
Excellent	5	7	64%	Excellent	5	7	64%
Very Good	4	3	27%	Very Good	4	3	27%
Good	3	1	9%	Good	3	1	9%
Fair	2	0	0%	Fair	2	0	0%
Unsatisfactory	1	0	0%	Unsatisfactory	1	0	0%
Statistics			Value	Statistics			Value
Response Ratio			5%	Response Ratio			5%
Mean			4.55	Mean			4.55
Median			5.00	Median			5.00
Standard Deviation			0.69	Standard Deviation			0.69
5. Generates enthusiasm for the subject matter				6. Gives useful feedback on assignments			
							
Options	Score	Count	Percentage	Options	Score	Count	Percentage
Excellent	5	8	73%	Excellent	5	7	70%
Very Good	4	2	18%	Very Good	4	3	30%
Good	3	0	0%	Good	3	0	0%
Fair	2	1	9%	Fair	2	0	0%
Unsatisfactory	1	0	0%	Unsatisfactory	1	0	0%
Statistics			Value	Statistics			Value
Response Ratio			5%	Response Ratio			4%
Mean			4.55	Mean			4.70
Median			5.00	Median			5.00
Standard Deviation			0.93	Standard Deviation			0.48



**Section Leader Comments**

Please comment on your Section Leader's teaching.

Comments
Ricky was awesome! He ran a little bit too fast through reviews and I had a hard time following sometimes but he was super nice and generated a lot of enthusiasm for the subject. I would have maybe preferred shorter reviews that went slower, touching on maybe only the main concepts and really hammering them down rather than a full review of everything which had to be rushed. He was always able to answer questions and made me feel like I belonged in stat 100
Ricky was amazing!!! As somebody who would usually attend Stats night OH the night that the pset was due, Ricky would oftentimes stay later than his scheduled shift to make sure that everyone's questions were answered before submitting the pset! You could tell he actually cared about our success and our understanding of the material! Thank you Ricky!!
Ricky holds amazing exam prep office hours! Thank you Ricky!
Super accessible and enthusiastic about teaching! A fantastic section leader who made class fun :)
I have never had a more passionate and dedicated section leader. Ricky is so motivated and so energetic in class. He really cares about your success.
Ricky was amazing!!! You can really tell that he knows the material inside and out, and though he goes over the material a little fast in section, he's always open to helping his students out and answers every question with a lot of thought and care. He would reword difficult concepts with easier examples if questions would arise in a certain material, and this was really helpful as it created an environment where everyone felt comfortable asking questions.
Ricky is passionate about teaching and stats and that comes through. I appreciated him as a section leader.



# CERTIFICATE OF SPECIAL RECOGNITION

Proudly presented to :

*Ricky Truong*

*"If you ask anyone from Stat 100 who the most incredible, hype, helpful, and overall above and beyond TF is, they will immediately mention Ricky. Ricky always has the most incredibly positive energy, which is much needed when most of us are extremely confused and occasionally hopeless in Stat 100, and he is always willing to walk you through a concept 100 times, stay extra late during office hours, and is also just a fantastic person to talk to."*

**December 3rd, 2024**

---

**Matthew Tobin**

2024-2025 Academic Officer  
Harvard Undergraduate Association



# AWARD FOR OUTSTANDING TEACHING

Proudly presented to :

*Ricky Truong*

In recognition of excellence as a Teaching Fellow for *Statistics 100*

**December 3rd, 2024**

---

**Matthew Tobin**

2024-2025 Academic Officer  
Harvard Undergraduate Association